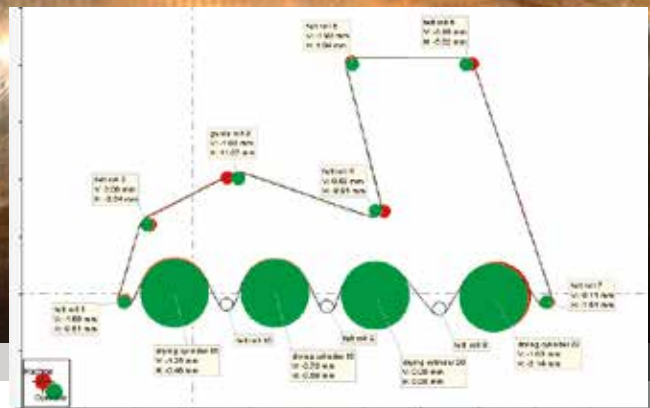
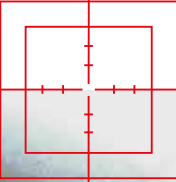


PARALIGN® Service

Roll alignment – now faster & more precise



PARALIGN® – the easy way to align rolls



PARALIGN® is a new roll alignment system which – for the first time – uses inertial measurement technology in the form of three high precision laser gyroscopes. It provides reliable graphical and numerical information on all necessary corrective steps even in parts of machinery where measurements were not possible until now.

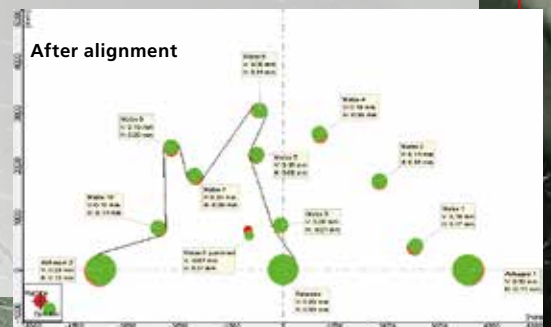
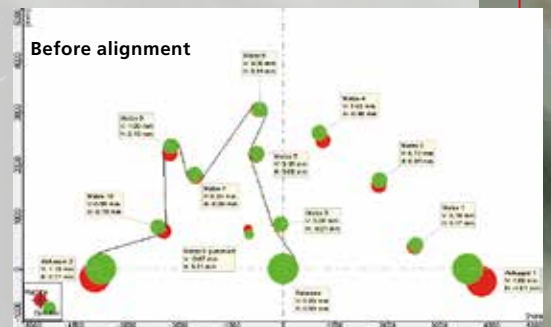
PARALIGN® has two hardened rails on its underside which it uses to slide tangentially along the rolls during measurement. This movement – the so-called sweep – then triggers a patented, mathematical calculation to arrive at the exact result of the misalignment. Thanks to the sweep measurement method, it is not necessary to position PARALIGN® absolutely tangential to the roll. Even if it is positioned at an angle, an exact and reproducible result is achieved.



Your PARALIGN® advantages

- ▶ Measurement preparation in minutes
- ▶ Fast measurement (up to 15 rolls in 30 minutes)
- ▶ Also for enclosed parts of machines
- ▶ Simple graphical and numerical documentation of the actual condition
- ▶ Clear display of required corrective measures

Well aligned rolls... improve product quality and increase productivity through higher machine availability and higher production speed.



PARALIGN® knows your machines



Printing machine



Corrugated cardboard machine



Printing machine



Tandem rolling mill



Cardboard machine



Annealing furnace



Laminating mill



Microfiber manufacture

Examples

Tandem mill

PARALIGN® measurements are always made relative to a reference roll or plate. The system shown in the report uses a guide roll as a reference for the nine rolls to be measured.



Printing press

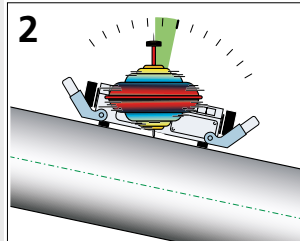
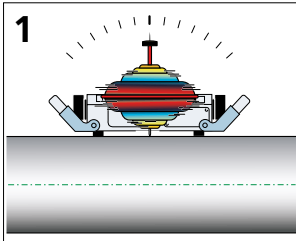
Measurements are saved in PARALIGN® and wirelessly transferred to a personal computer. They can then be analyzed, and output as a graphic or Excel file.



 bad alignment
  good alignment

How does PARALIGN® work?

From spinning top to parallelism measurement system



A spinning top has so-called inertia and resists any attempts to change the orientation of its rotational axis in space. If the surface on which it is spinning is tilted - as shown in the figure - the axis of the top remains stable and the inclination angle can now be measured.

Precisely this spinning top principle is also used in PARALIGN®: Inside, three high-precision laser gyroscopes are arranged perpendicularly to one another. Each of them is responsible for the relative rotation of a single spatial axis.

Do you want to bring the rolls in your machines 'into line' with the latest inertial technology? PRÜFTECHNIK now provides a PARALIGN® alignment service throughout the world. Just contact us at: info@pruftechnik.com



All about PARALIGN®

Please find all further information on PARALIGN® on our webpage at: www.paralign.info

Three ringlaser gyroscopes form the inertial measurement system

PARALIGN® contains three perpendicularly arranged, highly-precise ringlaser gyroscopes as used in aircraft and spacecraft. Just like a spinning top, the ringlaser gyroscopes have inherent inertia, i.e. they resist to any attempt to change the orientation of the rotational axis in space for a certain length of time. If PARALIGN® is then placed on the reference roll it first "learns" its position in space and then compares this with the changes in direction that result when it is moved onto the roll to be measured. The deviations are measured with a resolution of 4 µm/m and converted into correction values.



The PARALIGN® housing contains three high-precision laser-gyroscopes

PRÜFTECHNIK delivers maintenance solutions worldwide



Alignment Systems



Condition Monitoring



Nondestructive Testing



Service & Support

PARALIGN® is a registered trademark of PRÜFTECHNIK Dieter Busch AG. No copying or reproduction of this information, in any form whatsoever, may be undertaken without express written permission of PRÜFTECHNIK Dieter Busch AG. The information contained in this leaflet is subject to change without further notice due to the PRÜFTECHNIK policy of continuous product development. PRÜFTECHNIK products are subject to patents granted or pending throughout the world. © Copyright 2017 by PRÜFTECHNIK AG.



PRÜFTECHNIK Condition Monitoring GmbH
Oskar-Messter-Str. 19-21
85737 Ismaning, Germany
Tel.: +49 89 99616-0
Fax: +49 89 99616-200
info@pruftechnik.com
www.pruftechnik.com

A member of the PRUFTECHNIK group